



WORKWEAR & SAFETY FOOTWEAR

2023/24 BUYERS GUIDE



Caterpillar's revolutionary equipment and world-changing technologies don't just shape our cities, they pave the roads that connect them.

In every corner of the world, Caterpillar is a symbol of power. Risk-taking, history-making, earth-shaking power. And with that power comes an attitude that doesn't back down.

That's why we license Caterpillar's name. And that's why our earthmovers wear the black and yellow logo with pride. These individuals embody the equipment's boldness, authenticity, and innovation with every step they take.

Each season we defy limitations and exceed expectations, designing powerful product that surpasses our diverse earthmovers' needs and desires. When we sell a pair of shoes, we're not just selling the attitude of the equipment, we're powering our bold earthmovers with the strength of a bulldozer.

CATALOGUE ICONOGRAPHY

EASE is a lightweight, custom engineered foam, proprietary to Cat Footwear. Compared to regular EVA and foam, EASE provides:

- 30% greater longevity by taking 30% less compression - it won't break down or compress
- 30% more energy return - giving you more bounce back
- Lightweight comfort - 10-15% lighter



Athletic inspired design, construction and engineering. ERGOLite is made for the worker who is required to wear safety footwear, but wants anything but.

A one-of-a-kind sole that delivers unsurpassed traction and makes ice obsolete so that you're sure-footed and moving forward when the temperature drops. Improves traction on wet, icy surfaces by 3x.



Powered by DUOFUSE™: Our custom engineered midsole blends rubber & foam for more comfort, less weight and trusted durability. With 40% more resilience and 30% more abrasion resistance than standard EVA it will stay comfortable while holding up to the daily beating they're going to receive.



Powered by SRX: our extreme slip resistant compound maximizes grip and traction to exceed global industry standards.



Faster. Thinner. Stronger. Nano Toe is a non metallic approved safety toe that is 40% lighter than steel and 15% lighter than composite toes, providing more space and comfort for your toes without sacrificing any protection.



iTechnology combines the durability of a Goodyear Welt with an athletic cup heel for athletic shoe comfort.

Cat Footwear manufactures premium, safety footwear symbolizing a 100-year connection Caterpillar has to tough, honest work. Our safety footwear collection includes a variety of comfort, durability, safety and technology features intended to keep workers protected and comfortable in the harshest of conditions.

Our safety footwear is tested to meet and exceed strict EU standards from authorized testing facilities such as SATRA and receives certification in one of the following categories:

EN



LEAP Technology is a Lightweight Energy Advancing Polymer (LEAP) that provides performance plus comfort, durable rebounding, and flexible cushioning.

ReVive: Engineered Comfort Technology

Engineered Comfort Technology: Comfort engineered to support your foot. Made with lightweight cushioning that is durable and provides more energy return than other foams.

AirFLOW: CoolControl Technology

Cool Control Technology: Cooling system with temperature reducing leather, heat reducing liner, and an advanced ventilation system that work together to regulate the temperature of the foot.

CONTENTS

Page 8..... Excavator
Page 8..... Premier 8"
Page 9..... Munising
Page 9..... Gravel 6"
Page 10..... Crossrail 2.0
Page 10..... Ladies Mae
Page 11..... Framework
Page 11..... Spiro
Page 12..... Holton SB
Page 12..... Holton S3
Page 14..... Pelton
Page 14..... Parker
Page 15..... Invader Hi
Page 15..... Exposition 6"
Page 16..... Exposition Dealer
Page 16..... Exposition Hiker
Page 18..... Typhoon
Page 18..... Everett
Page 20..... Powerplant SB
Page 20..... Powerplant S3
Page 21..... Powerplant Bump
Page 21..... Powerplant Dealer
Page 22..... Striver
Page 22..... Striver Bump
Page 23..... Striver Dealer
Page 23..... Striver Low
Page 24..... Elmore Mid
Page 24..... Elmore Low
Page 25..... Ladies Elmore
Page 25..... Charge Hiker
Page 26..... Charge Trainer
Page 26..... Accelerate
Page 27..... Moor

NEW

NEW

NEW





EXCAVATOR S3 WR HRO SRA

Footbed: Ease Hd
 Footbed Lining: Nylon Mesh + Nxt
 Midsole: Duofuse
 Shank: Nylon
 Construction: Cement
 Size: 6 - 13

ease
DUOFUSE 
 COMPOSITE TOE



| | | |
|---|---|--|
| CT COMPOSITE TOE BOUT RENFORCE | E ENERGY ABSORPTION A L'ABSORPTION D'ÉNERGIE | FO FUEL OIL RÉSISTANT AU MAZOUT |
| WP WATERPROOF IMPERMEABLE | PR PUNCTURE RESISTANT À L'ÉPREUVE DES PERFORATIONS | HRO HEAT RESISTANT CHUSSIÈRES EXTÉRIEURES RÉSISTANTES À LA CHALEUR |
| NM NON-METALLIC NON MÉTALLIQUE | SRA SLIP RESISTANCE ANTIDÉPANDANT | |



BLACK




MUNISING S3 WR HRO SRA

Footbed: Dual Density EASE
 Footbed Lining: Microfiber
 Midsole: EASE
 Shank: Nylon
 Construction: Cement
 Size: 6 - 12

SRX POWERED BY **ease** TECHNOLOGY 
 COMPOSITE TOE

| | | |
|--|---|--|
| CT COMPOSITE TOE BOUT RENFORCE | E ENERGY ABSORPTION A L'ABSORPTION D'ÉNERGIE | FO FUEL OIL RÉSISTANT AU MAZOUT |
| WP WATERPROOF IMPERMEABLE | PR PUNCTURE RESISTANT À L'ÉPREUVE DES PERFORATIONS | HRO HEAT RESISTANT CHUSSIÈRES EXTÉRIEURES RÉSISTANTES À LA CHALEUR |
| SRA SLIP RESISTANCE ANTIDÉPANDANT | | |



GREY

PREMIER 8" S3 WR HRO SRC

Footbed: Open Cell PU Foam
 Footbed Lining: Nylex®
 Midsole: Molded PU
 Shank: Nylon
 Construction: Cement
 Size: 6 - 12

SRX 
 COMPOSITE TOE

| | | |
|---|---|--|
| CT COMPOSITE TOE BOUT RENFORCE | E ENERGY ABSORPTION A L'ABSORPTION D'ÉNERGIE | FO FUEL OIL RÉSISTANT AU MAZOUT |
| WP WATERPROOF IMPERMEABLE | PR PUNCTURE RESISTANT À L'ÉPREUVE DES PERFORATIONS | HRO HEAT RESISTANT CHUSSIÈRES EXTÉRIEURES RÉSISTANTES À LA CHALEUR |
| IN INSULATED DOUBLE 200G | SRC SLIP RESISTANCE ANTIDÉPANDANT | |



BLACK



MOONDANCE



HONEY

GRAVEL 6" S3 HRO SRC

Footbed: Open Cell PU Foam
 Footbed Lining: Nylex®
 Midsole: Molded PU
 Shank: Nylon
 Construction: Cement
 Size: 6 - 13

SRX

| | | |
|---|--|--|
| ST STEEL TOE BOUT EN ACIER | E ENERGY ABSORPTION A L'ABSORPTION D'ÉNERGIE | FO FUEL OIL RÉSISTANT AU MAZOUT |
| PR PUNCTURE RESISTANT À L'ÉPREUVE DES PERFORATIONS | HRO HEAT RESISTANT CHUSSIÈRES EXTÉRIEURES RÉSISTANTES À LA CHALEUR | SRC SLIP RESISTANCE ANTIDÉPANDANT |



BLACK



HONEY



DARK BEIGE



CROSSRAIL 2.0 CT S3 HRO SRC

Footbed: Cushioned Foam
Footbed Lining: Mesh
Shank: Nylon
Construction: Cement
Size: 6 - 13



NEW



BLACK

| | | |
|---|--|---|
| CT COMPOSITE TOE BOUT RENFORCE | E ENERGY ABSORPTION à l'absorption d'énergie | FO FUEL OIL RÉSISTANT AU MAZOUT |
| PR PUNCTURE RESISTANT à l'épreuve des perforations | HRO HEAT RESISTANT résistant à l'épreuve des températures élevées | SRC SLIP RESISTANCE ANTIDÉCAPANT |
| NM NON-METALLIC NON MÉTALLIQUE | WP WATERPROOF IMPERMEABLE | |

PYRAMID



FRAMEWORK S3 WR HRO SRA

Footbed: Molded EVA
Footbed Lining: Nylon Mesh
Shank: Nylon
Construction: Cement
Size: 6 - 12



SEAL BROWN

| | | |
|---|---|--|
| ST STEEL TOE BOUT EN ACIER | E ENERGY ABSORPTION à l'absorption d'énergie | FO FUEL OIL RÉSISTANT AU MAZOUT |
| WP WATERPROOF IMPERMEABLE | PR PUNCTURE RESISTANT à l'épreuve des perforations | HRO HEAT RESISTANT résistant à l'épreuve des températures élevées |
| SRA SLIP RESISTANCE ANTIDÉCAPANT | | |

BLACK

LADIES MAE ST S3 WP HRO SRC

Footbed: Molded EVA
Footbed Lining: Nylon mesh
Shank: Nylon
Outsole: T1260 Rubber
Construction: Cement
Size: 3-8



NEW



PYRAMID

| | | |
|---|--|---|
| CT COMPOSITE TOE BOUT RENFORCE | E ENERGY ABSORPTION à l'absorption d'énergie | FO FUEL OIL RÉSISTANT AU MAZOUT |
| WP WATERPROOF IMPERMEABLE | HRO HEAT RESISTANT résistant à l'épreuve des températures élevées | PR PUNCTURE RESISTANT à l'épreuve des perforations |
| SRA SLIP RESISTANCE ANTIDÉCAPANT | | |

SPIRO S3 WR HRO SRC

Footbed: Open Cell PU Foam
Footbed Lining: Nylex®
Midsole: Poured PU
Shank: Nylon
Construction: Cement
Size: 6 - 13



BLACK



BROWN


| | | |
|--|---|--|
| ST STEEL TOE BOUT EN ACIER | E ENERGY ABSORPTION à l'absorption d'énergie | FO FUEL OIL RÉSISTANT AU MAZOUT |
| WR WATER RESISTANT à l'épreuve de l'eau | PR PUNCTURE RESISTANT à l'épreuve des perforations | HRO HEAT RESISTANT résistant à l'épreuve des températures élevées |
| SRC SLIP RESISTANCE ANTIDÉCAPANT | | |

HONEY



PELTON S1 P HRO SRA

Footbed: Dual Density EASE
 Footbed Lining: Microfiber
 Midsole: EASE
 Shank: Nylon
 Construction: Cement
 Size: 6 - 12



BEIGE



INVADER HI SB E FO HRO SRA

Footbed: EASE
 Footbed Lining: Nylon Mesh +NXT
 Midsole: EVA
 Construction: Strobel
 Size: 6 - 12




BLACK



HONEY

PARKER S1 P HRO SRA

Footbed: Dual Density EASE
 Footbed Lining: Microfiber
 Midsole: EASE
 Shank: Nylon
 Construction: Cement
 Size: 6 - 12



BEIGE

EXPOSITION 6" S3 HRO SRC

Footbed: Leap Technology
 Footbed Lining: Nylon Mesh + Cleansport NXT
 Shank: Nylon
 Outsole: T1483 Rubber
 Construction: Cement
 Size: 6 - 12



NEW

EXPOSITION DEALER S3 HRO SRC

Footbed: Leap Technology
 Footbed Lining: Nylon Mesh + Cleansport NXT
 Shank: Nylon
 Outsole: T1483 Rubber
 Construction: Cement
 Size: 6 - 12



NEW



EXPOSITION HIKER S3 WR HRO SRC

Footbed: Leap Technology
 Footbed Lining: Nylon Mesh + Cleansport NXT
 Shank: Nylon
 Outsole: T1483 Rubber
 Construction: Cement
 Size: 6 - 12

NEW





TYPHOON SBH P E A FO CI WRU HRO SRC

Footbed: Removable PU
 Footbed Lining: 3M Thinsulate & Mesh
 Midsole: EVA
 Outsole: Nitrile Rubber
 Construction: Cemented
 Size: 7-12



COMPOSITE TOE

| | | |
|---|---|---|
| CT COMPOSITE TOE BOOT REINFORCE | E ENERGY ABSORPTION & REDUCTION OF IMPACT | FO FUEL OIL RESISTANT AN HAZOUT |
| WRU WATER RESISTANT UPPER RESISTANT A L'ÉPREUVE DE L'EAU | PR PUNCTURE RESISTANT A L'ÉPREUVE DES PERFORATIONS | HRO HEAT RESISTANT OUTSOLE SEMELLES EXTÉRIEURES RESISTANTES A LA CHALEUR |
| NM NON-METALLIC NON METALLIQUE | SRC SLIP RESISTANCE ANTI-GLISSANT | |



BLACK

TYPHOON CT SBH P E A FO CI WRU HRO SRC



- Thinsulate lined for cold insulation that can resist up to -17 degrees
- Water resistant, full grain leather upper keeps feet dry and protected, and provides long-term durability
- Composite toe: same great protection but non-metallic and lighter than traditional steel



EVERETT S3 WR CI HRO SRC

Footbed: Removable PU
 Footbed Lining: 3M Thinsulate & Mesh
 Midsole: EVA
 Outsole: Nitrile Rubber
 Construction: Cemented
 Size: 6-13



COMPOSITE TOE

| | | |
|--|---|---|
| CT COMPOSITE TOE BOOT REINFORCE | E ENERGY ABSORPTION & REDUCTION OF IMPACT | FO FUEL OIL RESISTANT AN HAZOUT |
| WP WATERPROOF IMPERMEABLE | PR PUNCTURE RESISTANT A L'ÉPREUVE DES PERFORATIONS | HRO HEAT RESISTANT OUTSOLE SEMELLES EXTÉRIEURES RESISTANTES A LA CHALEUR |
| NM NON-METALLIC NON METALLIQUE | SRC SLIP RESISTANCE ANTI-GLISSANT | |

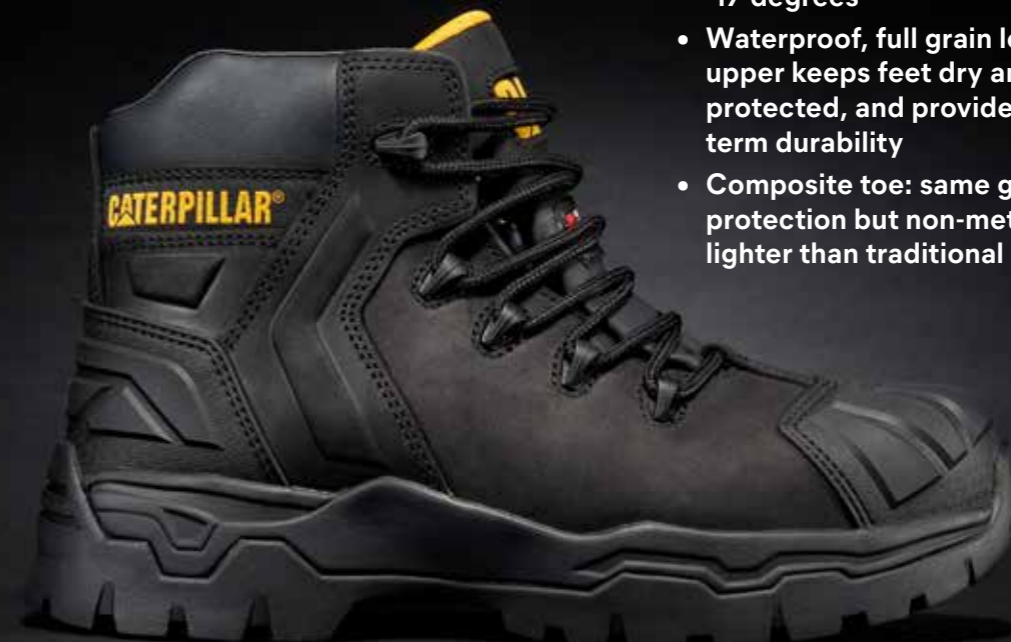


BLACK

EVERETT CT S3 WR CI HRO SRC



- Thinsulate lined for cold insulation that can resist up to -17 degrees
- Waterproof, full grain leather upper keeps feet dry and protected, and provides long-term durability
- Composite toe: same great protection but non-metallic and lighter than traditional steel





POWERPLANT SB SB HRO SRA

Footbed: Removable PU
 Footbed Lining: Mesh
 Midsole: PVC
 Outsole: Nitrile Rubber
 Construction: Goodyear Welted
 Size: 6-13



HONEY



BROWN



BLACK



POWERPLANT BUMP S3 HRO SRA

Footbed: Removable PU
 Footbed Lining: Mesh
 Midsole: PVC
 Outsole: Nitrile Rubber
 Construction: Goodyear Welted
 Size: 6-13



BROWN



POWERPLANT S3 S3 HRO SRA

Footbed: Removable PU
 Footbed Lining: Mesh
 Midsole: PVC
 Outsole: Nitrile Rubber
 Construction: Goodyear Welted
 Size: 6-13



BROWN



HONEY



BLACK



POWERPLANT DEALER SB P HRO SRA

Footbed: Removable PU
 Footbed Lining: Mesh
 Midsole: PVC
 Outsole: Nitrile Rubber
 Construction: Goodyear Welted
 Size: 6-13



BROWN





STRIVER S3 SRC

Footbed: Removable PU with arch support
 Footbed Lining: Mesh
 Midsole: PU
 Outsole: Dual Density PU
 Construction: Injection
 Size: 4-13



BROWN



HONEY



BLACK



STRIVER DEALER S3 SRC

Footbed: Removable PU with arch support
 Footbed Lining: Mesh
 Midsole: PU
 Outsole: Dual Density PU
 Construction: Injection
 Size: 4-14



BLACK



STRIVER BUMP S3 SRC

Footbed: Removable PU with arch support
 Footbed Lining: Mesh
 Midsole: PU
 Outsole: Dual Density PU
 Construction: Injection
 Size: 4-13



BROWN



BLACK



STRIVER LOW S3 SRC

Footbed: Removable PU with arch support
 Footbed Lining: Mesh
 Midsole: PU
 Outsole: Dual Density PU
 Construction: Injection
 Size: 4-13



BLACK





ELMORE MID S1 P HRO SRC

Footbed: Removable PU with arch support
 Footbed Lining: Mesh
 Midsole: EVA
 Outsole: Rubber
 Construction: Cemented
 Size: 6-13



BLUE

BLACK



ELMORE LADIES S1 P HRO SRC

Footbed: Removable PU with arch support
 Footbed Lining: Mesh
 Midsole: EVA
 Outsole: Rubber
 Construction: Cemented
 Size: 3-8

NEW



Black/Lilac

ELMORE LOW S1 P HRO SRC

Footbed: Removable PU with arch support
 Footbed Lining: Mesh
 Midsole: EVA
 Outsole: Rubber
 Construction: Cemented
 Size: 6-13



BLACK

BLUE

CHARGE HIKER S3 HRO SRC

Footbed: Removable PU foam
 Footbed Lining: Breathable mesh
 Midsole: EVA
 Outsole: EVA / Rubber
 Construction: Cementedize
 Size 6-13



COMPOSITE TOE



BLACK

Orange

CHARGE S3 HRO SRC



Footbed: Removable PU foam
 Footbed Lining: Breathable mesh
 Midsole: EVA
 Outsole: EVA / Rubber
 Construction: Cemented



COMPOSITE TOE



Lime | SIZE: 3-13



ORANGE | SIZE: 6-13



BLUE | SIZE: 6-13



BLACK | SIZE: 3-13



Featured Style:
CHARGE

ACCELERATE S3 HRO SRC

Footbed: Removable PU foam
 Footbed Lining: Breathable mesh
 Midsole: EVA
 Outsole: EVA / Rubber
 Construction: Cemented
 Size: 6-13



COMPOSITE TOE



BLACK / ORANGE

MOOR SB E HRO FO SRA

Footbed: Removable EVA
 Footbed Lining: Microfibre
 Midsole: Moulded EVA
 Shank: Nylon
 Construction: Strobel
 Size: 6-13



BLACK-GREY



WORKWEAR

CONTENTS

Pages 32-39..... Trousers, Shorts
Pages 40-45..... Hoodies, Sweats & Fleeces
Pages 46-51..... Bodywarmers
Pages 52-57..... T-Shirts
Pages 58-61..... Softshell Jackets
Pages 62-67..... Jackets
Pages 68-69..... Accessories
Page 70..... Size Guide



CAT® WORKWEAR

FOR OVER 100 YEARS, CATERPILLAR INC. HAS BEEN MAKING SUSTAINABLE PROGRESS POSSIBLE AND WILL CONTINUE TO SUCCEED IN THE FUTURE. DEFINED BY ITS INTEGRITY, EXCELLENCE, TEAMWORK, COMMITMENT AND SUSTAINABILITY, CATERPILLAR HAS USED THESE VALUES TO SUCCEED IN THE PAST AND WILL CONTINUE SUCCESS IN THE FUTURE.

CAT® WORKWEAR INCORPORATES THESE CATERPILLAR VALUES AND REDEFINES THEM FOR THE MODERN WORKER'S WARDROBE WITH LASTING PERFORMANCE, UNPARALLELED QUALITY AND TECHNICAL INNOVATION. WE TAKE THE INDUSTRY-WIDE STANDARDS OF SAFETY AND DURABILITY AND IMPROVE THEM WITH INCREASED COMFORT, IMPROVED FIT AND INNOVATIVE TECHNOLOGICAL ENGINEERING. OUR WORKWEAR IS TECHNICAL AND DESIGNED TO MEET ALL YOUR NEEDS HEAD ON, IN ALL CONDITIONS AND SITUATIONS. WHETHER ON OR OFF THE JOB SITE, CAT WORKWEAR WILL PERFORM WHEN YOU NEED IT THE MOST. WITH A HERITAGE LIKE OURS, YOU KNOW WE MEAN BUSINESS.

CORE VALUES

WE VALUE OUR **GENUINE** HERITAGE AS AN AMERICAN COMPANY THAT HAS GROWN TO BECOME A GLOBAL ICON.

WE VALUE OUR **FUNCTIONAL** DESIGNS STRENGTHENED BY INNOVATION, RELEVANCE AND PERFORMANCE.

WE VALUE OUR **COMFORTABLE** CLOTHES CREATED WITH DYNAMIC FABRICATIONS AND BUILT WITH GREAT FIT AND DETAIL.

WE VALUE OUR **VERSATILE** SELECTION OF UNRIVALED FITS, FABRICS, COLORS, DETAILS AND STYLES.

CORE FOCUS GROUPS



GENERAL WORKER

- > CONSTRUCTION
- > FACTORY
- > MAINTENANCE
- > WAREHOUSE
- > DELIVERIES
- > DOCKING
- > DIY



SKILLED TRADES

- > ELECTRICAL
- > CARPENTRY
- > MASONRY
- > FLOORING
- > PLUMBING
- > ENGINEERING
- > TRUCKING
- > EQUIPMENT OPERATION
- > ROOFING



AGRICULTURAL TRADES

- > FARMING
- > LANDSCAPING
- > GARDENING
- > FORESTRY



PPE PERSONAL PROTECTIVE EQUIPMENT

- > OIL & GAS
- > CONSTRUCTION
- > MINING
- > AIRPORT
- > MANUFACTURING
- > WAREHOUSE
- > ELECTRICAL
- > UTILITY

TECHNICAL FEATURES GUIDE



STORM BLOCKER PLUS™

Waterproof, windproof, breathable and seam taped technology for ultimate protection against the elements.



STORM BLOCKER™

Water resistant, wind resistant and breathable performance features to keep you comfortable.



WATERPROOF

A combination of waterproof fabrics and seam taped construction for ultimate protection in wet conditions.



WATER RESISTANT

Fabrics treated to repel water, creating a barrier between you and moisture.



WINDPROOF

Advanced fabric that stops wind from penetrating the material, keeping you warm in a wide range of weather conditions.



WIND RESISTANT

Reduces wind chill in breezy weather, while still allowing for breathability and comfort.



SEAM TAPED

Application of seam tape to all stitch lines ensuring an air tight seal between you and the elements, while also adding strength and longevity to your apparel.



INSULATED

A garment with added layers of cold blocking material, keeping you warmer longer.



REMOVABLE HOOD (SNAP)

Easily detachable hood, allowing for greater versatility and range of wear.



REMOVABLE HOOD (ZIP)

Easily detachable hood, allowing for greater versatility and range of wear.



THUMB HOLE

Opening in sleeve cuff that allows you to keep your hands warm and sleeves in place while still offering freedom of movement.



STRETCH

Fabric built with stretch to allow for maximum mobility.



KNEE PAD POCKET

Built in pocket to hold removable knee pads, saving your knees from undue stress.



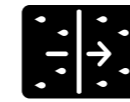
KNIFE POCKET

Purposefully placed pocket to keep a blade or box cutter close at hand.



BREATHABLE

Fabric that allows air to move freely and sweat to evaporate quickly, keeping you cool and dry.



MOISTURE CONTROL

Fabric designed to transfer moisture away from the body onto the exterior of the fabric, keeping you dry and comfortable.



ANTI ODOR

Fabric engineered to combat odor causing bacteria.



STAIN RESISTANT

Fabrics treated to resist stains, keeping your garment looking newer longer.



QUICK DRY

Performance fabric that breathes well, wicks moisture away from the body and transports it to the outside of the garment to quickly dry through evaporation.



DROP TAIL HEM

Curved, drop tail hem for increased coverage of lower back area.



ULTRAVIOLET PROTECTION

Material blocks UVA and UVB rays to help prevent sunburn and long term skin damage.



REFLECTIVE

Highly luminous material in low light conditions, ensuring you are safe and seen.



S3 CORD MANAGEMENT

Smart. Safe. Secure. Built in drawcord system to re-route drawstrings from the exterior to the interior of a sweatshirt for increased safety.



WIRE MANAGEMENT

Built in wire management system to keep headphone wires secure and out of the way for increased safety.



CELL PHONE POCKET

Built in pocket to keep cell phones secure, protected and within reach.





TROUSERS




Dark Shadow / Black



1810084
ESSENTIALS
STRETCH KNEE POCKET TROUSER

Black / Dark Shadow



Contrast CORDURA® fabric on knees to increase the life of the pant.

Fabric Content:

- Self: 7.2 oz. (245 gsm), 65% cotton / 33% polyester / 2% spandex twill
- Contrast: 6.6 oz. (225 gsm), 100% nylon oxford CORDURA®

Fit:

- Slim fit with 15 inch (38cm) leg opening
- Belt loops fit a 2.25 inch (57mm) belt



Care Instructions:

Machine Wash Cold With Like Colors, With Mild Detergent, Do Not Bleach, Tumble Dry Low, Do Not Iron, Do Not Dry Clean

| | | WAIST | | | | | | | |
|--------|----|-------|----|----|----|----|----|----|----|
| | | 28 | 30 | 32 | 34 | 36 | 38 | 40 | 42 |
| INSEAM | 30 | ▪ | ▪ | ▪ | ▪ | ▪ | ▪ | ▪ | ▪ |
| | 32 | ▪ | ▪ | ▪ | ▪ | ▪ | ▪ | ▪ | ▪ |
| | 34 | ▪ | ▪ | ▪ | ▪ | ▪ | ▪ | ▪ | ▪ |

TECHNICAL FEATURES



Silicone logo label on left thigh.



Slim cut fit with diamond crotch gusset.



Front slash pockets with logo metal rivet.



Pull out tool pockets in durable oxford.



Durable abrasion resistant oxford pockets at knees for kneepads.



Easy access stacked side pockets with zip closure.



Rear pockets are cut away from the garment for comfort and ease of movement.



Back right ruler pocket.



CAT® WORKWEAR



Black / Dark Shadow



Black

Navy



2-WAY STRETCH

1810083 ESSENTIALS STRETCH CARGO TROUSER



Contrast CORDURA® fabric on knees to increase the life of the pant.

Fabric Content:

- Self: 7.2 oz. (245 gsm), 65% cotton / 33% polyester / 2% spandex twill
- Contrast: 6.6 oz. (225 gsm), 100% nylon oxford CORDURA®

Fit:

- Slim fit with 15 inch (38cm) leg opening
- Belt loops fit a 2.25 inch (57mm) belt



Care Instructions:

Machine Wash Cold With Like Colors, With Mild Detergent, Do Not Bleach, Tumble Dry Low, Do Not Iron, Do Not Dry Clean

| INSEAM | WAIST | | | | | | | |
|--------|-------|----|----|----|----|----|----|----|
| | 28 | 30 | 32 | 34 | 36 | 38 | 40 | 42 |
| 30 | ■ | ■ | ■ | ■ | ■ | ■ | ■ | ■ |
| 32 | ■ | ■ | ■ | ■ | ■ | ■ | ■ | ■ |
| 34 | ■ | ■ | ■ | ■ | ■ | ■ | ■ | ■ |

TECHNICAL FEATURES



Silicone logo label on left thigh.



Slim cut fit with diamond crotch gusset.



Front slash pockets with logo metal rivet.




Durable abrasion resistant oxford overlays at knees.



Easy access stacked side pockets with zip closure.



Rear pockets are cut away from the garment for comfort and ease of movement.



Back right ruler pocket.

1810004 MACHINE PANT

Fabric Content:

- 8.0 oz. (270 gsm), 97% cotton / 3% spandex

Fit:

- Slim fit with 16.5 inch (42cm) leg opening to fit over boot
- Belt loops fit a 2.25 inch (57mm) belt

| INSEAM | WAIST | | | | | | | |
|--------|-------|----|----|----|----|----|----|----|
| | 28 | 30 | 32 | 34 | 36 | 38 | 40 | 42 |
| 30 | ■ | ■ | ■ | ■ | ■ | ■ | ■ | ■ |
| 32 | ■ | ■ | ■ | ■ | ■ | ■ | ■ | ■ |
| 34 | ■ | ■ | ■ | ■ | ■ | ■ | ■ | ■ |

TECHNICAL FEATURES



Front reach in pockets and rear patch pockets with contrast bartacks at stress points.



Left side bellowed cargo pocket and stacked cell phone pocket with hook and loop closure.



Extra wide center back belt loop to keep belt in place.



Durable oxford knee overlays and scuff guards.



Front left welt pocket with secure closure.



Dark Shadow / Black



1810099 TRADE DWR STRETCH POCKET TROUSER



Contrast CORDURA® fabric on knees to increase the life of the pant.

Fabric Content:

- Self: 7.4 oz. (250 gsm), 65% cotton / 33% polyester / 2% spandex twill with water resistant coating
- Contrast 1: 100% nylon oxford CORDURA®
- Contrast 2: 100% nylon oxford

Fit:

- Slim fit with 15 inch (38cm) leg opening
- Belt loops fit a 2.25 inch (57mm) belt

| | | WAIST | | | | | | | |
|--------|----|-------|----|----|----|----|----|----|----|
| | | 28 | 30 | 32 | 34 | 36 | 38 | 40 | 42 |
| INSEAM | 30 | ■ | ■ | ■ | ■ | ■ | ■ | ■ | ■ |
| | 32 | ■ | ■ | ■ | ■ | ■ | ■ | ■ | ■ |
| | 34 | ■ | ■ | ■ | ■ | ■ | ■ | ■ | ■ |

TECHNICAL FEATURES



Durable abrasion resistant CORDURA® knee pad pockets.



Reflective piping at front and back knee.



Diamond shaped crotch gusset adds to comfort and ease of movement.



Side cargo pocket with secure closure and stacked pockets.



Rear pockets are cut away from garment.



Extra wide center back belt loop.



Carpenter loop on right hip.



Cell phone pocket on right thigh with secure closure.



Cat Yellow rivet on right pocket.



Silicone logo label on left cargo flap and center back belt loop.



Black



Navy



Night Camo



1810038 OPERATOR FLEX TROUSER

Fabric Content:

- 7.4 oz. (250 gsm), 60% cotton / 38% polyester / 2% spandex twill
- 97% polyester / 3% spandex panels in the crotch gusset and behind knees for comfort and breathability

Fit:

- Classic fit with 18 inch (46cm) leg opening to fit over boot
- Belt loops fit a 2.25 inch (57mm) belt

| | | WAIST | | | | | | | | | |
|--------|----|-------|----|----|----|----|----|----|----|----|----|
| | | 28 | 30 | 32 | 34 | 36 | 38 | 40 | 42 | 44 | 46 |
| INSEAM | 30 | ■ | ■ | ■ | ■ | ■ | ■ | ■ | ■ | ■ | ■ |
| | 32 | ■ | ■ | ■ | ■ | ■ | ■ | ■ | ■ | ■ | ■ |
| | 34 | ■ | ■ | ■ | ■ | ■ | ■ | ■ | ■ | ■ | ■ |
| | 36 | ■ | ■ | ■ | ■ | ■ | ■ | ■ | ■ | ■ | ■ |

TECHNICAL FEATURES



Stretch panels in back of knees for added comfort and range of motion.



Rectangle shaped crotch gusset for ease of movement.



Action zip pocket for a secure closure.



Front slash pockets with logo metal rivet.



Bellowed side cargo pocket with secure flap closure and layered multipurpose pockets.



Side waist stretch panel gussets for added comfort and range of motion.





Black

Night Camo

1810032 DYNAMIC PANT

Fabric Content:

- 8.0 oz. (270 gsm), 97% cotton / 3% spandex

Fit:

- Slim fit with 12.875 inch (32.7cm) leg opening
- Stretch waist with drawcord pulls

| WAIST | | | | | | |
|-------|----|----|----|----|----|----|
| 30 | 32 | 34 | 36 | 38 | 40 | 42 |
| ▪ | ▪ | ▪ | ▪ | ▪ | ▪ | ▪ |
| ▪ | ▪ | ▪ | ▪ | ▪ | ▪ | ▪ |

TECHNICAL FEATURES



Bellowed side cargo pocket with secure flap closure and layered multipurpose pockets.



Comfort elastic rib stretch drawcord waist.



Crotch gusset for ease of movement.



Rear pockets with durable oxford overlay and profile stitch.



Durable oxford knee overlays.



Dark Shadow



Black



STRETCH



BREATHABLE

1820032 STRETCH TRACKER SHORT

Fabric Content:

- 7.4 oz (250 gsm), 65% cotton / 33% polyester / 2% spandex
- 97% polyester / 3% spandex panels in the crotch gusset

Fit:

- Classic fit with 9.5 inch (24cm) inseam
- Belt loops fit a 2.25 inch (57mm) belt

| WAIST | | | | | | |
|-------|----|----|----|----|----|----|
| 30 | 32 | 34 | 36 | 38 | 40 | 42 |
| ▪ | ▪ | ▪ | ▪ | ▪ | ▪ | ▪ |
| ▪ | ▪ | ▪ | ▪ | ▪ | ▪ | ▪ |



Black



Dark Shadow-Black



STRETCH



BREATHABLE

1080019 ESSENTIAL STRETCH POCKET SHORT

FEATURES:

Logo Label on Left Cargo Pocket and Back Belt Loop
Front Slash Pockets with Logo Metal Rivet
Tool Pocket and Hammer Loop on Back Right Thigh
Pocket on Front Right Thigh with Hook & Loop Closure
Left Side Cargo Pocket with Zip Closure and Stacked Pockets
Cut-Away Back Pockets
Diamond Shaped Crotch Gusset

FIT:

Slim Fit with 10in (25cm) Inseam

FABRIC:

Twill, 65% Polyester, 33% Cotton, 2% Elastane, 7.1oz (240GSM)
Contrast: Oxford, 100% Polyester, 7.1oz (240GSM)





HOODIES, SWEATS & FLEECES



| XS | S | M | L | XL | 2XL | 3XL | 4XL |
|----|---|---|---|----|-----|-----|-----|
| ■ | ■ | ■ | ■ | ■ | ■ | ■ | ■ |

1910157
ESSENTIALS HOODED SWEATSHIRT

Fabric Content:
 - Self: 8.9 oz. (300 gsm), 65% polyester / 35% cotton sweatshirt fleece
 - Contrast: 250T, 100% nylon taslan

- Features:**
- Silicone logo label at left arm
 - Abrasion resistant nylon shoulder overlays
 - Lower reach in kanga pocket
 - 3 piece hood with S3 cord management system
 - Rib knit waistband and cuffs for shape retention



Navy



Hot Red Dark Heather Grey Black Army Moss



| XS | S | M | L | XL | 2XL | 3XL | 4XL |
|----|---|---|---|----|-----|-----|-----|
| ■ | ■ | ■ | ■ | ■ | ■ | ■ | ■ |

1910156
ESSENTIALS CREWNECK SWEATSHIRT

Fabric Content:
 - Self: 8.9 oz. (300 gsm), 65% polyester / 35% cotton sweatshirt fleece
 - Contrast: 250T, 100% nylon taslan

- Features:**
- Silicone logo label at left arm
 - Abrasion resistant nylon shoulder overlays
 - Rib knit waistband and cuffs for shape retention



Army Moss



Dark Heather Grey



Dark Shadow / Black

| | | | | |
|---|---|---|----|-----|
| S | M | L | XL | 2XL |
| ▪ | ▪ | ▪ | ▪ | ▪ |



Black / Black



Camo / Black

1910159 TRADE FZ SWEATSHIRT



Fabric Content:

- Self: 8.9 oz. (300 gsm), 65% polyester / 35% cotton sweatshirt fleece
- Contrast: 250T, 100% nylon taslan



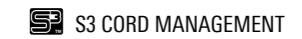
Features:

- Silicone logo label at left arm
- Front zip closure with logo pull
- Abrasion resistant nylon shoulder overlays
- Reflective print on back left shoulder
- Lower reach in kanga pocket
- 3PC Hood with S3 Cord System
- Rib knit waistband and cuffs for shape retention

1910709 TRADEMARK BANNER HOODED SWEATSHIRT

FEATURES:

- Left Chest and Right Sleeve Logo Graphic
- Front Pouch Pocket
- Adjustable Hood with S3 Cord Management System



FIT:

Regular Fit

FABRIC:

Heavyweight Sweatshirt Fleece, 70% Cotton, 30% Polyester, 10.6oz (360GSM)
 Colored Heather Heavyweight Sweatshirt Fleece, 60% Cotton, 40% Polyester, 10.6oz (360GSM)

| | | | | | | | |
|------|---|---|---|----|-----|-----|-----|
| SIZE | S | M | L | XL | 2XL | 3XL | 4XL |
| | ▪ | ▪ | ▪ | ▪ | ▪ | ▪ | ▪ |



Black



Dark Grey



Brick



Mallard



Mustard Yellow





Yellow



Dark Heather Grey

Black

Camo

W10646 TRADEMARK HOODED SWEATSHIRT



Fabric Content:

- 10.6 oz. (360 gsm), 70% cotton / 30% polyester fleece

Features:

- S3 cord management system
- Embroidered logo at center chest
- Front pouch pocket
- Rib elastane waistband and cuffs for shape retention
- Cat Yellow jersey necktape
- Tagless back neck for comfort

| | | | | | | | | |
|---------------|----|---|---|---|----|-----|-----|-----|
| INTERNATIONAL | XS | S | M | L | XL | 2XL | 3XL | 4XL |
| | ▪ | ▪ | ▪ | ▪ | ▪ | ▪ | ▪ | ▪ |



Chive



Black/Yellow

NEW STYLE

1030010 MICROFLEECE QUARTER ZIP

FEATURES:

- Embroidered Oxford Logo Patch at Left Chest
- Interior Storm Fly with Chin Guard
- Tagless Back Neck

FIT:

Slim Fit

FABRIC:

Microfleece, 100% Polyester with Anti-Pill Treatment, 5.9oz (200GSM)

| | | | | | |
|------|---|---|---|----|-----|
| | S | M | L | XL | 2XL |
| SIZE | ▪ | ▪ | ▪ | ▪ | ▪ |



Heather Grey

Heather Grey 10122



Black



1510572 COOLMAX QTR ZIP HOODIE

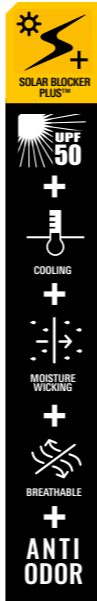


Fabric Content:

- Coolmax Plaited Pique: 5.3 oz. (180 gsm), 60% Cotton / 40% Polyester
- Coolmax Jersey: 5 oz. (170 gsm), 100% Polyester

Features:

- Contrast jersey side panels
- Tagless back neck



| | | | | |
|---|---|---|----|-----|
| S | M | L | XL | 2XL |
| ▪ | ▪ | ▪ | ▪ | ▪ |



Black



Eclipse

1030002 MICROFLEECE QTR ZIP

FEATURES:

- Embroidered Logo Patch on Left Chest
- Interior Storm Flap with Chin Guard
- Lycra® Binding on Sleeve Openings

FIT:

Regular Fit

FABRIC:

Microfleece, 100% Polyester with Anti-Pill Treatment, 5.9oz (200GSM)

| | | | | |
|---|---|---|----|-----|
| S | M | L | XL | 2XL |
| ▪ | ▪ | ▪ | ▪ | ▪ |





BODYWARMERS



Black



**1320059
ESSENTIALS BODYWARMER**

Fabric Content:
 - Shell: 1.8 oz. (60 gsm), 100% nylon ripstop
 - Lining: 100% polyester
 - Insulation: 5.9 oz. (200 gsm), 100% polyester



Care Instructions:
 Machine Wash Cold With Like Colors, With Mild Detergent, Do Not Bleach, Tumble Dry Low, Do Not Iron, Do Not Dry Clean

| | XS | S | M | L | XL | 2XL | 3XL | 4XL |
|---------------|----|---|---|---|----|-----|-----|-----|
| INTERNATIONAL | | | | | | | | |



Dark Shadow

TECHNICAL FEATURES



Silicone logo label at left hip.



Contrast yellow chest pocket with logo pull.



Lower reach in kangaroo pockets.



Full front zip with interior storm flap.



Adjustable bottom opening with cordlock.



Inside stash pocket with hook & loop closure.



Detroit Blue / Hi Vis Yellow



Black / Charcoal



1320055
LIGHTWEIGHT INSULATED VEST

Fabric Content:
 - Shell: (60 gsm), 100% nylon ripstop
 - Lining: 100% polyester
 - Insulation: (800FP) 100% polyester synthetic down

| | | | | |
|---|---|---|----|-----|
| S | M | L | XL | 2XL |
| ■ | ■ | ■ | ■ | ■ |

TECHNICAL FEATURES



Full length interior front storm flap with tricot lined chin guard.



Adjustable bottom opening with extended back hem.



Inside pockets with cord management system.



Contrast lining and binding at arm holes.



Embroidered logo at left chest.



Secure zip chest and lower reach in hand pockets.





Black / Yellow



1320063 TRADE INSULATED VEST

- Fabric Content:**
- Self: 100% polyester with water resistant coating
 - Contrast: 96% polyester / 4% spandex softshell bonded with 100% polyester microfleece
 - Insulation: 2.7 oz. (90 gsm), 100% polyester



Navy / Black

| INTERNATIONAL | XS | S | M | L | XL | 2XL | 3XL | 4XL |
|---------------|----|---|---|---|----|-----|-----|-----|
| | • | • | • | • | • | • | • | • |

TECHNICAL FEATURES



Silicone logo label on left hip.




Stretch panels at sides for increased mobility.




Reflective front zipper closure with logo pull.



Reflective print at center back.



Lower zip closure pockets.



Interior pocket with secure closure.



Black



C430 ARCTIC ZONE VEST

- Fabric Content:**
- 100% polyester micro-peach shell
 - 100% polyester taffeta lining
 - Heavy weight 100% polyester insulation
 - Water resistant

| XS | S | M | L | XL | 2XL | 3XL | 4XL |
|----|---|---|---|----|-----|-----|-----|
| • | • | • | • | • | • | • | • |



Hot Red

TECHNICAL FEATURES



Durable water resistant finish.



Quilted insulated body for warmth and maximum performance.



Contrast full front zip and inside storm flap with beard guard for warmth, comfort, and protection.



Heavy duty locker loop for easy hanging.



Secure inside pockets with wire management to stow electronics away and keep cords in place.



Spandex bound armholes for comfort and ease of movement.



Large inside mesh pockets for easy glove storage.



Adjustable cord locks at bottom sides for optimal fit.





T-SHIRTS



| | | | | | | | |
|----|---|---|---|----|-----|-----|-----|
| XS | S | M | L | XL | 2XL | 3XL | 4XL |
| | ■ | ■ | ■ | ■ | ■ | | |

1510590
ESSENTIALS S/S TEE

- Fabric Content:**
- 5.3 oz. (180 gsm), 100% cotton jersey
 - 5.3 oz. (180 gsm), 70% cotton / 30% viscose (Dark Heather Grey)
- Features:**
- Silicone logo label at left sleeve hem
 - Rib knit collar for shape retention



Hot Red



Navy



Marshland

NEW COLOUR

Black

1620023
ESSENTIALS POLO

- Fabric Content:**
- 5.9 oz. (200 gsm), 100% cotton pique
- Features:**
- Silicone logo label at left sleeve hem
 - 3 button front placket
 - Sideseam vent for additional mobility
 - Rib knit collar and cuffs for shape retention
 - Double needle stitching for increased durability

| | | | | | | | |
|----|---|---|---|----|-----|-----|-----|
| XS | S | M | L | XL | 2XL | 3XL | 4XL |
| | ■ | ■ | ■ | ■ | ■ | | |



Dark Heather Grey



Navy



Black



Night Camo

| S | M | L | XL | 2XL |
|---|---|---|----|-----|
| ▪ | ▪ | ▪ | ▪ | ▪ |

**W05324
TRADEMARK TEE**

Fabric Content:

- 6 oz. (200 gsm) 100% ringspun cotton
- 6 oz. (200 gsm) 60% cotton / 40% poly (Heather Colorways)

Features:

- Rib elastane collar and cuffs for shape retention
- Cat Yellow jersey necktape
- Tagless back neck for comfort
- Left chest and center back logo graphic
- Logo label at sleeve



Black



Eclipse

| S | M | L | XL | 2XL |
|---|---|---|----|-----|
| ▪ | ▪ | ▪ | ▪ | ▪ |

**1010005
HVY DTY S/S TEE**

Features:

- Center Front Retro Logo Graphic Print
- Logo Label on Left Sleeve Hem
- Tagless Back Neck

Fit:

Slim Fit

Fabric:

- Solid Jersey, 100% Cotton, 5.9oz (200GSM)
- Heather Jersey, 60% Cotton/40% Polyester, 5.9oz (200gsm)



004 Dark
Dark Heather Grey



Bronze



Chive



Black

**1510305
TM LOGO TEE**

Fabric Content:

- 6 oz. (200 gsm) 100% ringspun cotton
- 6 oz. (200 gsm) 60% cotton / 40% poly (Heather Colorways)

Features:

- Rib elastane collar for shape retention
- Cat Yellow jersey necktape
- Tagless back neck for comfort
- Center chest logo graphic
- Logo label at sleeve

| S | M | L | XL | 2XL | 3XL | 4XL |
|---|---|---|----|-----|-----|-----|
| ▪ | ▪ | ▪ | ▪ | ▪ | ▪ | ▪ |



Black



Real Teal

NEW COLOUR

**1510034
TRADEMARK BANNER L/S TEE**

Fabric Content:

- 6 oz. (200 gsm) 100% ringspun cotton
- 6 oz. (200 gsm) 60% cotton / 40% poly (Heather Colorways)

Features:

- Rib elastane collar and cuffs for shape retention
- Left chest and right sleeve logo graphic
- Cat Yellow jersey necktape
- Tagless back neck for comfort

| S | M | L | XL | 2XL | 3XL | 4XL |
|---|---|---|----|-----|-----|-----|
| ▪ | ▪ | ▪ | ▪ | ▪ | ▪ | ▪ |



Yellow



Night Camo



Dark Marine



Chive



Brick





Black



Eclipse Heather



Night Camo



COOLMAX

**1510577
COOLMAX L/S TEE**

SNAG FREE
SNAG FREE

- Fabric Content:**
- Coolmax Jersey: 5 oz. (170 gsm), 100% Polyester
- Features:**
- Spandex rib collar for shape retention
- Tagless back neck

| | | | | |
|---|---|---|----|-----|
| S | M | L | XL | 2XL |
| ▪ | ▪ | ▪ | ▪ | ▪ |



Dark Shadow



Black



Peyote



Stone Camo

NEW COLOUR

**1510425
UPF HOODED BANNER L/S TEE**

MOISTURE CONTROL

UPF 50
ULTRAVIOLET PROTECTION

- Fabric Content:**
- 4.7 oz. (160 gsm), 100% cotton ringspun combed jersey
- UPF 50 protection
- Moisture control
- Features:**
- Logo graphic at right sleeve and left chest
- Cat Yellow jersey necktape
- Tagless back neck for comfort

| | | | | | | |
|---|---|---|----|-----|-----|-----|
| S | M | L | XL | 2XL | 3XL | 4XL |
| ▪ | ▪ | ▪ | ▪ | ▪ | ▪ | ▪ |





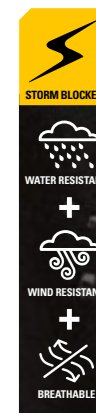
SOFTSHELL JACKETS



CAT® WORKWEAR



Moss



1310152 ESSENTIALS SOFTSHELL JACKET

Fabric Content:

- Shell: 9.4 oz. (320 gsm), 96% polyester / 4% spandex shell bonded with 100% polyester microfleece backing and interior TPU layer
- Storm Blocker™: Water resistant, wind resistant and breathable

FlexShell: Polyester/spandex soft shell fabric bonded to microfleece using a waterproof, windproof and breathable film. Designed for flexibility in all working conditions.

| | | | | |
|---|---|---|----|-----|
| S | M | L | XL | 2XL |
| ■ | ■ | ■ | ■ | ■ |



Black



Care Instructions:
Machine Wash Cold With Like Colors, With Mild Detergent, Do Not Bleach, Tumble Dry Low, Do Not Iron, Do Not Dry Clean

TECHNICAL FEATURES



Silicone logo label at left arm.



Contrast yellow chest pocket with logo pull.



Zip closure lower pockets.



Full front zip with interior storm flap and chin guard.



Adjustable hook & loop cuff closure.



Marine



1313093 CAPSTONE SOFTSHELL JACKET

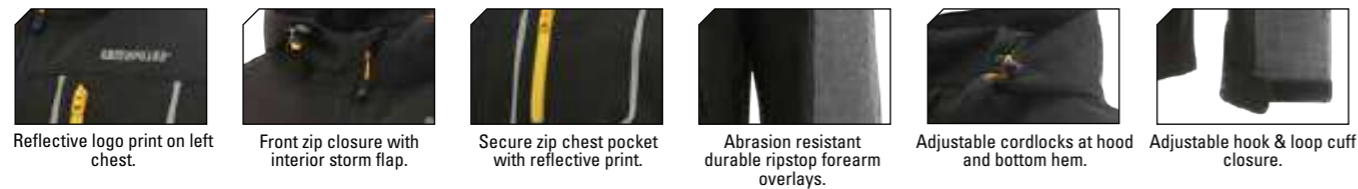
Fabric Content:
 - Self: 7.7 oz. (260 gsm), 94% Polyester/6% spandex shell bonded with 100% polyester mesh backing with interior TPU layer
 - Contrast: 5.9 oz. (200 gsm), 94% polyester / 6% spandex double layer ripstop with interior TPU layer



Care Instructions:
 Machine Wash Cold With Like Colors, With Mild Detergent, Do Not Bleach, Tumble Dry Low, Do Not Iron, Do Not Dry Clean

| | | | | |
|---|---|---|----|-----|
| S | M | L | XL | 2XL |
| • | • | • | • | • |

TECHNICAL FEATURES



Black




1310071 TRITON SOFT SHELL JACKET

Fabric Content:
 - FlexShell - 94% polyester / 6% spandex soft shell
 - 100% polyester honeycomb mesh trim
 - Storm Blocker™: Water resistant, wind resistant and breathable

FlexShell: Polyester/spandex soft shell fabric bonded to microfleece using a waterproof, windproof and breathable film. Designed for flexibility in all working conditions.

| | | | | |
|---|---|---|----|-----|
| S | M | L | XL | 2XL |
| • | • | • | • | • |

TECHNICAL FEATURES



60

WORKWEAR

61

WORKWEAR

61

WORKWEAR



JACKETS



Black



Magnet

| SIZE | S | M | L | XL | 2XL | 3XL | 4XL |
|------|---|---|---|----|-----|-----|-----|
| | • | • | • | • | • | • | • |

NEW STYLE

1040029 TECH HYBRID JACKET

FEATURES:

- Reflective Logo Print at Left Chest
- Coldblocker Logo at Left Bicep
- Reflective Print at Back Cuffs
- Center Front Zip Closure with Logo Zipper Pull
- Interior Full Length Storm Flap
- Two Lower Pockets with Secure Zip Closure and Logo Zipper Pulls
- Adjustable 3-Piece Hood with Elasticcord
- Adjustable Hem with Elasticcord
- Interior Chest Pocket with Secure Hook & Loop Closure
- Two Lower Interior Drop-In Pockets with Secure Hook & Loop Closure



RECYCLED INSULATION

REFLECTIVE

FIT:

Regular Fit

FABRIC:

Double Needle Ripstop, 92% Nylon, 8% Spandex with TPU Laminate, 5.3oz (178GSM), 5000mm Waterproof, 5000GSM Breathable
 Contrast Sleeves: Softshell, 96% Polyester, 4% Spandex, Bonded to 100% Microfleece, 9.7oz (330GSM), 5000mm Waterproof, 800GSM Breathable
 Insulation: Polyfill, 100% Recycled Polyester, 3.5oz (120GSM)
 Lining: Taffeta 100% Polyester, 210T



Dark Shadow / Black



1310139 TRADE BOMBER JACKET

Fabric Content:

- Self: 6.9 oz. (235 gsm), 72% cotton / 25% polyester / 3% spandex twill with water resistant coating
- Sleeve inserts: 9 oz. (305 gsm), 75% cotton / 25% spandex stretch canvas
- Shoulder piecing: 100% polyester
- Lining: 100% polyester

| S | M | L | XL | 2XL |
|---|---|---|----|-----|
| • | • | • | • | • |



NEW STYLE

1040038 LIGHTWEIGHT INSULATED JACKET

FEATURES:

- Left Chest Silicone Logo Patch
- Center Front Waterproof Zip Closure with Logo Zipper Pull
- Interior Full Length Storm Flap with Chin Guard
- Left Chest Pocket with Waterproof Zip Closure and Logo Zipper Pull
- Two Lower Pockets with Secure Waterproof Zip Closure and Logo Zipper Pulls
- Removable 3-Piece Hood with Elasticcord
- Adjustable Hem with Elasticcord
- Interior Chest Pocket with Secure Hook & Loop Flap Closure
- Two Lower Interior Drop-In Pockets



RECYCLED INSULATION

FIT:

Regular Fit

FABRIC:

Oxford, 100% Polyester with TPU Laminate, 6.2oz (210GSM)
 5000mm Waterproof, 5000GSM Breathable
 Insulation: Polyfill, 100% Recycled Polyester, 1.8oz (60GSM)
 Lining: 100% Polyester, 210T

| SIZE | S | M | L | XL | 2XL | 3XL | 4XL |
|------|---|---|---|----|-----|-----|-----|
| | • | • | • | • | • | • | • |

NEW STYLE

1040001 INSULATED WORK PARKA

FEATURES:

- Logo Label on Left Chest Pocket
- Reflective Graphic on Back Right Shoulder
- Dual Layer Storm Flaps
- Right Chest Zip Closure Pocket
- Left Chest Flap Closure Pocket
- Two Lower Drop-In Zipper Pockets
- Two Lower Flap Closure Pockets
- Microfleece Lined Handwarmer Pockets
- Adjustable Cuffs with Tab Closure and Hidden Storm Cuffs
- Bellowed Zip Closure Sleeve Pocket
- Side Zippers
- Reflective Detail at Pocket Zippers
- Reflective Piping at Front and Back Yoke
- Microfleece Lined Collar with Removable Hood
- Interior Zip Closure Chest Pocket and Two Lower Interior Drop-In Pockets



RECYCLED INSULATION **PRIMALOFT**
 REFLECTIVE

FIT:

Regular Fit

FABRIC:

Twill Gabardine, 100% Polyester with TPU Laminate and DWR Coating,
 5.6oz (189GSM)
 3000mm Waterproof, 3000GSM Breathable
 Insulation: Primaloft® Rise, 80% Recycled Polyester, 20% Polyester, 4.0oz
 (135GSM)
 Lining: Taffeta, 100% Polyester, 210T

| SIZE | S | M | L | XL | 2XL |
|------|---|---|---|----|-----|
| | • | • | • | • | • |





Red



Grey

1610006 SEQUOIA SHIRT JACKET


| | | | | |
|---|---|---|----|-----|
| S | M | L | XL | 2XL |
| ▪ | ▪ | ▪ | ▪ | ▪ |

Fabric Content:
 - 4.7 oz. (160 gsm), 100% cotton shell
 - 100% nylon overlays
 - 100% polyester fleece lining

TECHNICAL FEATURES




Warm fleece lining.



Heavy duty locker loop for easy hanging.



3 piece hood with adjustable cord locks.



Full front logo snap placket.



Lower reach in pockets.



Left chest pocket with hook and loop closure and pen pocket.



Contrast nylon overlays at front and back yoke, placket, elbow patches and sleeve pocket for durability.



Secure cell phone pocket on left sleeve with hook and loop closure.



Adjustable snap cuffs.



Drop tail hem.



ACCESSORIES



CAT BOXER SHORTS NEW
M-XL
BLACK
Yellow or Charcoal logo on waist band
SKU: 26019



C1130012 VALUE BELT
M & L
BLACK
SKU: 25989



CW91/C156 KNEE PADS
YELLOW
SKU: 14205



12202 PIGSKIN FINGERLESS GLOVE
M-L
BLACK
SKU: 14225



17400 LATEX PALM GLOVE
M-XL
BLACK
SKU: 14217



17416 NITRILE PALM GLOVE
M-XL
BLACK
SKU: 18488



17410 THERMAL GRIP GLOVE
M-XL
BLACK
SKU: 14218



12213 NEOPRENE COMFORT GLOVE
L
BLACK/GREY
SKU: 15600



15400 JERSEY MICRO DOT GLOVE
L
BLACK
SKU: 14220



C1128012 NECKWARMER
One Size
MONUMENT, DIAMOND PLATE BLACK
SKU: 18502



CREW WORK SOCK
6-11, 11-14
BLACK
3 pair pack
SKU: 14212



PREMIUM WORK SNEAKER SOCK
6-9, 9-11, 12-14
BLACK
3 pair pack
SKU: 31896



PREMIUM WORK SOCK
6-11, 11-14
CHARCOAL, BLACK
3 pair pack
SKU: 31898/31897



THERMO WORK SOCK
6-11, 11-14
BLACK
2 pair pack
SKU: 18030



INDUSTRIAL WORK SOCK
6-11, 11-14
BLACK
2 pair pack
SKU: 18032



1120062 RAISED LOGO CAP
One Size
NIGHT CAMO, BLACK
SKU: 33825/33826



C434 CLASSIC BASEBALL CAP
One Size
BLACK
SKU: 8802



C1120070 REVERSIBLE LOGO CAP
One Size
YELLOW, ORANGE
Hi Vis
SKU: 25988



C1120138 BLUETOOTH BEANIE
One Size
BLACK
SKU: 27924



C443 BEANIE/RIB WATCH
One Size
GRAPHITE, BLACK
SKU: 14209



C1128043 BRANDED CAP
One Size
DARK HEATHER GREY, BLACK
SKU: 18500



C1120038 LOGO KNIT CAP
One Size
BLACK, GREY
SKU: 24683



